

( )

*Taxus baccata* L.

//

**Taxus**

)

(MS B5) (

BAP Kin

Kin 2,4-D NAA

( mm) (% / )

/ ) Kin ( / ) 2,4-D ( ) NAA B5

(

C PVP

C

(HPLC )

/ C (C ) (C )

(C )

:

*Taxus* ( ) (*Taxus* spp.)

*baccata*

( )

*T. baccata*

(.)

( )

(

*T. baccata*

*T.* B5

( ) *Taxus cuspidata*

WPM ( ) *T. brevifolia* SH

( ) *T. media*

%

% %

( )MS B5

BAP

NAA

*T. baccata*

(

*T. baccata*

B5 MS

B5 ( )

NAA

) ( )

B5 *T. baccata* ( )

(MS B5)

(

BAP, 2,4-D

( )

( )

) / /

2,4-D NAA

MS

*T. baccata*

Kin NAA

(

( )

/ BAP

/ Kin

B5

*Taxus*

BAP Kin 2,4-D

/

BAP

)

NAA

HPLC

(

) / : / : / : / :

Kin 2,4-D

( )

(

( )

B5 MS

MSTATC

log(x+1)

Excel

PVP

C

%

+ )

C

(

(

/

C

(P< % )

(

) C

B5

) MS

/

( /

( )

SPE

, C18-25cm ) HPLC

1ml/Min

( )

( U.V = 227nm

(

/

( / )

arcsin√x+0.5

NAA

2,4-D

/ Kin

*Taxus baccata*

( )

(mm)

(mm)

/

\*\*

/

\*\*

/

\*\*

/

\*\*

( )

/

\*\*

/

\*\*

/

\*

/

\*\*

x

/

\*\*

/

\*\*

/

\*

/

\*\*

x

/

\*\*

/

\*\*

/

\*\*

/

\*\*

x

/

/

/

/

/

/

/

/

x

x

/

/

/

/

/

/

/

/

x

/

/

\*

/

/

/

/

/

x

/

/

\*

/

/

/

/

/

x

/

/

/

/

/

/

/

/

x

x

/

/

/

/

/

/

/

/

x

x

/

/

/

/

/

/

/

/

x

x

(%)

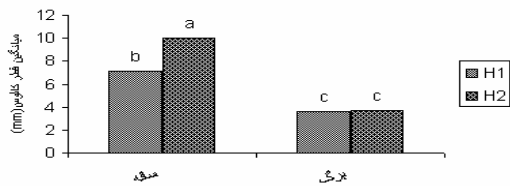
. % %

\*\* \*

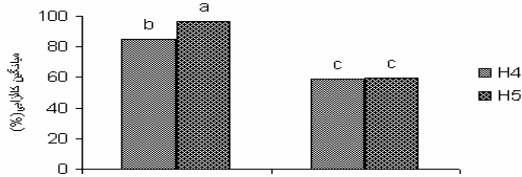
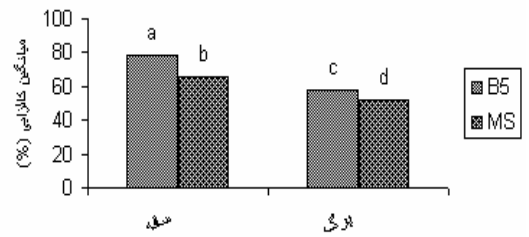
(mm)	(mm)	(mm)	(mm)	(mm)	(mm)	(mm)
/	/	/ A	/ a	/ a	/ a	B5
/	/	/ b	/ b	/ b	/ b	MS
/	/	/ A	/ a	/ a	/ a	
/	/	/ b	/ b	/ b	/ b	

%

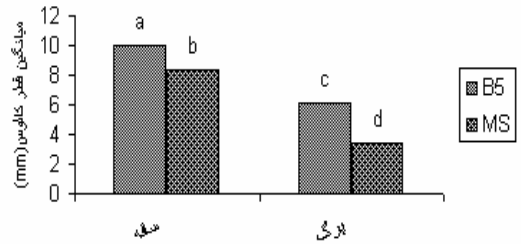
+



H1=NAA 2, 2-4,D 0.1, Kin 0.5mg/l  
H2=NAA 2l, 2-4,D 0.2, Kin 0.2mg/l



H4= NAA 2, 2-4,D 0.1, Kin 0.5 mg/l  
H5= NAA 2, 2-4,D 0.2, Kin 0.2 mg/l



x

( )

PVP

( / )

( / )

x

C

/ mg/l NAA mg/l


C

% /

Kin / mg/l 2,4-D

mm

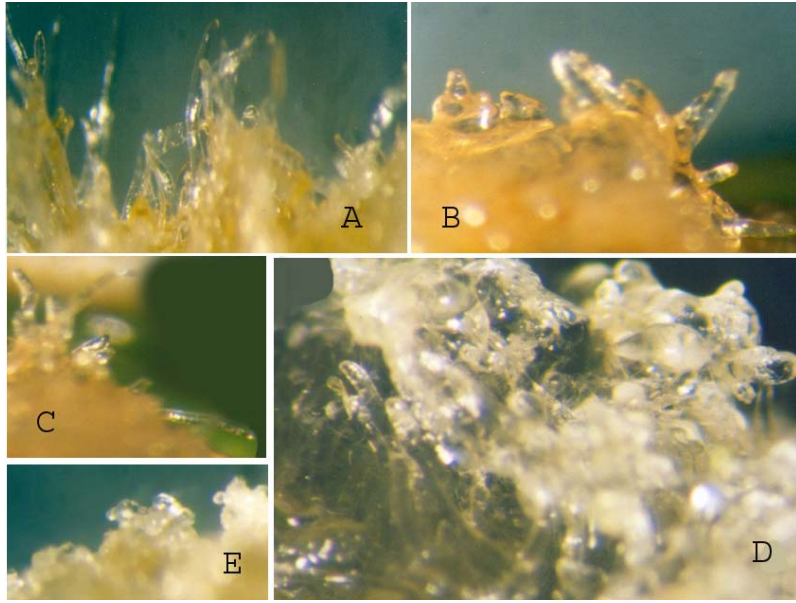
HPLC



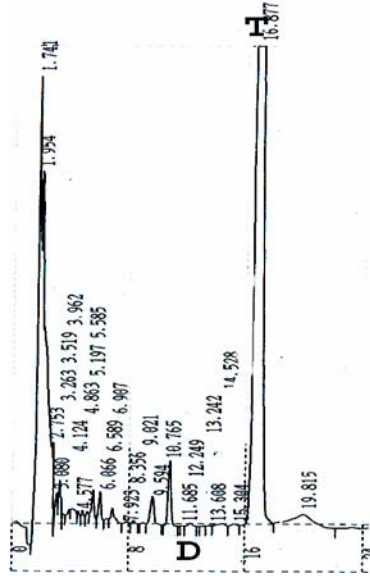
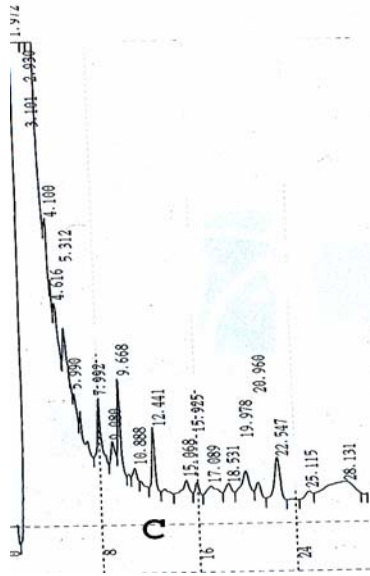
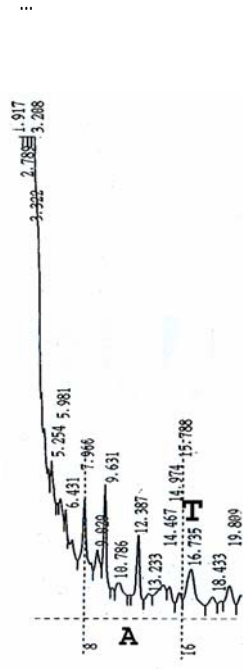
HPLC

(C )  
/





C B A. D C C PVP



=T HPLC

=B

=A

=D

=C

Kin 2,4-D NAA MS

B5 MS

*Taxus*

MS

B5

( )

*T. baccata*

MS B5

( ) (.)

B5

Kin 2,4-D MS

2,4-D NAA Kin NAA ( )

Kin NAA *Taxus*

( )

B5 WPM *T. media* *T. baccata* ( )

WPM B5 B5

*Taxus*

B5 ( ) ( )

C ( )

( )

## REFERENCES

3. Cusido, R. M., J. Palazon, M. Bonfill, A. Navia- Osorio, C. Morales, & Pinol, M.T., 2002. Improved paclitaxel and baccatin III production in suspension cultures of *Taxus media*. *Biotechnol. Pro.* 18: 418-423.
4. Cusido, R. M., J. Palazon, A. Navia- Osorio, M. Bonfill, C. Morales, & M. T. Pinol. 1999. Production of taxol and baccatin III by a selected *Taxus baccata* callus line and its derived cell suspension culture. *Plant Science*, 146: 101-107.
5. Fornal, S., D. D. Eposti, A. Navia- Osorio, R. M. Cusido, J. Palazon, M. T. Pinol, & N. Bagni. 2002. Taxol transport in *Taxus baccata* cell suspension cultures. *Plant physiol. Biochem.*, 40: 81-88.
6. Gamborg, O. L. & G. C. Phillips. 1997. *Plant cell, tissue and organ culture*. Springer Verlag, Germany.



7. Ketchum, R. E. B., C. D. Rithner, D. Qiu, Y. S. Kim, R. M. Williams, & R. B. Croteau. 2003. *Taxus* metabolomics: methyl jasmonate preferentially induced production of taxoids oxygenated at c-13 in *Taxus x media* cell cultures. *Phytochemistry*, 62: 901-909.
8. Ketchum, R.E.B. & R. Croteau. 1998. Recent progress toward an understanding of taxol biosynthesis in plant cell cultures. Elsevier Science, Amsterdam, pp. 339-348.
9. Kim, S., H. K. Choi, J. H. Kim, H. S. Lee, & S. S. Hong. 2001. Effect of osmotic pressure of paclitaxel production in suspension cell cultures of *Taxus chinensis*. *Enz.Mic.Tech.*, 28: 202-209.
10. Kim, J.H., I. S. Kang, H. K. Choi, S. S. Hong, & H. S. Lee. 2002. A novel prepurification for paclitaxel from plant cell cultures. *Pro. Biochemistry*, 37: 679-682.
11. Kwon, I.C., Y. J. Yoo, J. H. Lee, & J. O. Hyun. 1998. Enhancement of taxol production by *in situ* recovery of product. *Proc. Biochemistry*, Vol., 33, No. 701-707.
12. Menhard, B., W. Eisenreich, P. J. Hylands, A. Bacher, & M. H. Zenk. 1998. Taxoid from cell culture of *Taxus*. *Phytochemistry*, 49: 113-125.
13. Mihaljevic, S., I. Bjedov, M. Kovac, D. L. Levanic, & S. Jelaska. 2002. Effect of explant source and growth regulators on *in vitro* callus growth of *Taxus baccata* L. Washingtonii. *Food Technol. Biotechnol.* 40 (4): 299-303.
14. Navia- Osario, A., H. Garden, M. R. Cusido, J. Palazon, A. W. Alfermann, & M. T. Pinol. 2002. Taxol and baccatinIII production in suspension culture of *Taxus baccata* and *T. wallichiana* in an airlift bioreactor. *J. Plant Physiol.* 159. 97-102.
15. Nicolaou, K. C., R. K. Guy, & P. Potier. 1996. Taxoids: new weapons against cancer. *Sci. Amer*: Jun 841-86.
16. Parc, G., A. Canaguier, P. Landre, R. Hocquemiller, D. Chriqui, & M. Meyer. 2002. Production of taxoids with biological activity by plants and callus culture from selected *Taxus* genotypes. *Phytochemistry* 59: 725-730.
17. Pestchanker, L. J., S. C. Roberts, & M. L. Shuler. 1996. Kinetics of taxol production and nutrient use in suspension culture of *Taxus cuspidata* in shake flasky and a Wilson- type bioreactor. *Enzyme and Microbial Technology*, 19: 256-260.
18. Srinivasan, V., L. Postchanker, S. Moser, T. G. Hirsuna, R. A. Taticek, & M. R. Shuler. 1995. Taxol production in bioreactor: kinetic of biomass accumulation, nutrient and taxol production by cell suspension culture of *Taxus baccata*. *Biotechnology and Bioengineering*. 47: 666-676.
19. Theodoridis, G., C. F. De Jong, G. Laskaris, & R. Verpoorte. 1998. Application of SPE for the HPLC analysis of taxanes from *Taxus* cell cultures. *Chromatographia*. Vol. 47, No. 1/2.
20. Vanisree, M., C. Y. Lee, S. F. Lo, S. M. Nalawade, C. Y. Lin, & H. S. Tsay. 2004. Studies on the production of some important secondary metabolite from medicinal plants by plant tissue cultures. *Bull, Aead. Sin.* 45: 1-22.
21. Yuan, Y. J., C. Li, Z. D. Hu, & J. C. Wu. 2002. A double oxidative burst for taxol production in suspension cultures of *Taxus chinensis* var. *mairei* induced by oligosaccharide from *fusarium oxysprum*. *Enz. and Mic.Tech.*30: 774-778.
22. Yuan, Y. J., C. Li, Z. D. Hu, J. C. Wu, & A. P. Zeny. 2002. Fungal elicitor- induced cell apoptosis in suspension cultures of *Taxus chinensis* var. *mairei* for taxol production. *Proc. Biochem.*, 38: 193-198.
23. Zang, C. H., J. Y. Wu, & G. Y. He. 2002. Effect of inoculum size and age on biomass growth and paclitaxel production of elicitor- treated *taxus yunnanensis* cell cultures. *Appl. Microbiol. Biotechnol.*, 60: 396-402.
24. Zhong, J. J. 2002. Plant cell culture for production of paclitaxel and other taxanes. *J. Biosci. Bioeng.* Vol. 94, No.6: 591-599.