

()

(Saccharum officinarum)

()
(/ / : / / :)

N. CO. 310

(MS)

()

(NAA)

2,4-D

NAA

2,4-D

(BAP)

NAA

BAP

NAA

(P≤ %)

NAA

NAA

/ (IBA)

(P≤ %)

IBA

(Saccharum officinarum) :

()

Saccharum officinarum

() .

(MS)()

)
()
H75-8776

()
(54 C 9 CO. 413

()

()

() .

()

()

() .

)

()

(N. CO. 310

-
- 5. Sugarcane Mosaic Virus
 - 6 . Murashige and Skoog (MS)
 - 7. Casein Hydrolysate

-
- 1. Conventional method
 - 2. Germplasm
 - 3. Biotechnology
 - 4. Plantlet

... :

()

()

()

(MS)

()

()

%

()

(MS)

:

(NAA) :

2, 4-D: ()

(BAP) ()

/ + 2,4-D / ()

NAA ()

/ + 2,4-D ()

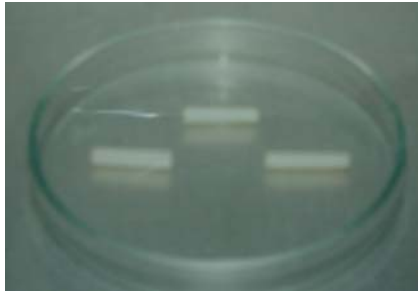
BAP ()

/ + 2,4-D ()

BAP / + NAA ()

/ + 2,4-D ()

BAP / + NAA ()



-
2. Plant Growth Regulators (PGRs)
 3. Callus Formation Media (CFM)
 4. Naphtalene acetic acid
 5. Benzyl amino-purine

1. Explant

/

IBA NAA:

()

()

/

PSI

±

()

()

% /

()

MS

()

/ 2, 4-D

/

NAA

/ 2, 4-D

MS

BAP

()

IAA IBA , NAA

2,4-D

()

2,4-D

()

IAA

IBA NAA

NAA

/

MS

NAA

MS

/ 2,4-D

BAP

/

/ / BAP

2,4-D

()

()

()

2,4-D

()

NAA

2,4-D

()

()

() ()

/

**

/

**

/

%

**

2,4-D

MS

MS

/ MS

/

NAA

%

NAA

()

2,4-D

NAA

2,4-D

()

()

1. Picloram (4- amino- 3, 5, 6- trichloropicolinic acid)

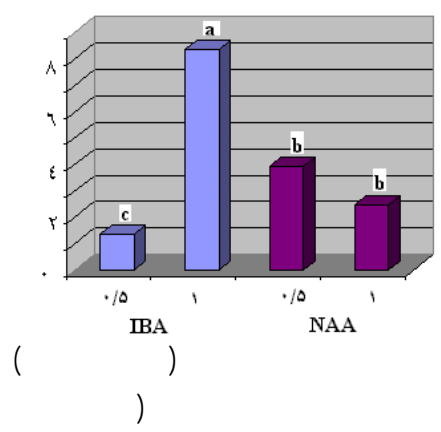
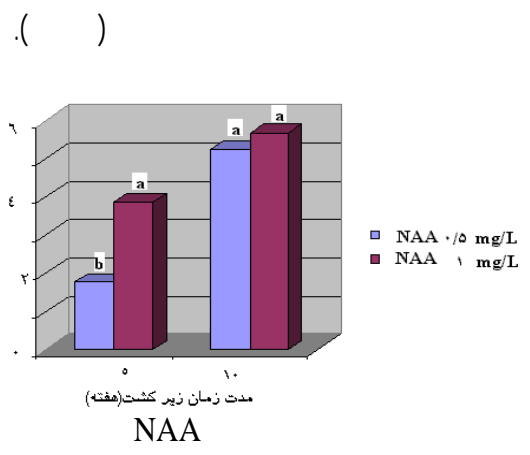
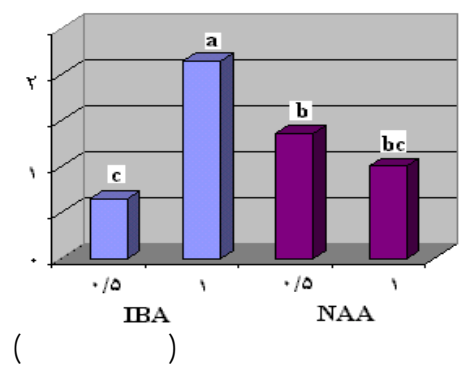
MS
 IBA
 NAA

NAA /

()	()
/ **	/ **
/	/
% **	

()
 ()
 MS NAA

IBA NAA



IBA

IBA NAA

%

/

NAA IBA
IBA

/ NAA
IBA /

()

()

()



NAA

MS



)

(

IBA

%

/

NAA

IBA

/

()

MS

NAA

NAA

()

IBA

IBA

()

()

()

REFERENCES

2. Ammirato, P. V. 1983. Embryogenesis. In Evans, D. A., Sharp, W. R., Ammirato, P. A. and Yamada, Y. (Eds.) Handbook of Plant Cell Culture Techniques for Propagation and Breeding, Vol. 1, pp. 82-124. New York, Macmillan, U. S. A.
3. Barba, R. C., A. B. Zamora, A. K. Mallion, & C. K. Lina. 1977. Sugarcane tissue culture research. Proc. Congr. Int. Soc. Sugarcane Technol. (Brazil) 6: 1848-1864.
4. Brown, D. M., C. L. Groom, K. M. Cvitani, M. Brown, J. L. Cooper, & J. Arditti. 1982. Effect of fungicides and bactericides on orchid seed germination and shoot tip culture *in vitro*. Plant Cell, Tissue and Organ Culture 1: 165-180.
5. Butenko, R. G. 1964. Plant tissue culture and plant morphogenesis. In: Chailakhyan, M. Kh. (ed.) Izdatastvo Nauka Moskova (translated from Russian by the Israel programme for scientific Translation, 1968).
6. Comstock, C. J. 1988. Micropropagation plantlet project: Laboratory production, nursery operations and field aspects. In Hawaiian sugar Technologists, 47th Ann. Conf. Repts. Honolulu, pp. 38-39.
7. Daneshvar, M. H. 1992. Callus induction and organogenesis in cultivars of peach (*Prunus persica*). Ph. D Thesis. University of Nottingham, Nottingham, U. K.
8. Dean, J. L. 1982. Failure of sugarcane mosaic virus to survive in cultured sugarcane tissue. Plant Disease, 66: 1060-1061.
9. Fahmy, F. G. 1990. Sugarcane sub-clones resistant to mosaic virus (MV) form callus tissue culture. Assiut-Journal of Agricultural Sciences, 21: 59-73.
10. George, E. F. & P. D. Sherrington. 1984. Plant propagation by tissue culture. Eastern Press, U. K.
11. Gupta, J. N., K. Ravinder, & G. Cheema. 1995. Plants regenerated from protoplasts of sugarcane (*Saccharum officinarum*). Current Science, Vol. 68, No. 6.
12. Hendre, R. R., R. S. Iyer, M. Kotwal, S. S. Khuspe, & A. F. Mascarenhas. 1983. Rapid multiplication of sugarcane by tissue culture. Sugarcane. No. 1, pp. 5-8.
13. Hohtola, A. 1988. Seasonal changes in explant viability and contamination of tissue culture from mature scot pine. Plant Cell, Tissue and Organ Culture. 15: 211-222.
14. Jelaska, S. 1974. Embryogenesis and organogenesis in pumpkin explants. Physiologia Plantarum. 31: 257-261.
15. Leggatt, I. V., W. M. Waites, C. Leifert, & N. Nicholas. 1988. Characterisation of micro-organisms isolated from plant. Tissue Culture. No. 60.
16. Leifert, C. & W. M. Waites. 1990. Contaminations of plant tissue culture. Newsletter, International Association for Plant Tissue Culture. No. 60.
17. Liu, M. C. 1981. *In vitro* methods applied to sugar cane improvement, P. 294-324, In: Thorpe (Ed.) Plant Tissue Culture Methods and Application in Agriculture. Academic Press, New York.
18. Lourens, A. G. & F. A. Martin. 1987. Evaluation of *In vitro* propagation sugarcane hybrids for somaclonal variation. Crop Science. 27: 793-796.

- ...
- :
19. Maureen, M., M. Fitch, & P. H. Moore. 1990. Comparison of 2, 4-D and picloram for selection of long-term totipotent green callus cultures of sugarcane. *Plant Cell, Tissue and Organ Culture*. 20: 157-163.
 20. Murashige, T. 1974. Plant propagation through tissue culture. *Annual Reviews of Plant Physiology*, 25: 135-166.
 21. Murashige, T. & F. Skoog. 1962. A revised medium for rapid growth and bioassays with tobacco tissue culture. *Physiologia Plantarum*. 15: 473-497.
 22. Nagai, C. 1987. Micropropagation of H75-8776. Annual Reprot 1986. Experimental Station, Hawaiian Sugar Planters Association. pp. 4-5.
 23. Robie, C. A. & S. C. Minocha. 1989. Polyamines and somatic embryogenesis in carrot. I. The effects of difluoromethylornithine and difluoromethylarginine. *Plant Science* 65: 45-54.
 24. Rodriguez, R. 1982. Callus initiation and root formation from *in vitro* culture of walnut cotyledon. *Hortscience*. 17: 195- 196.
 25. Sugimato, A., M. Matsuoka, I. Yamaguchi, & S. Kato. 1992. A simple method for morphogenesis calli formation from protoplasts in sugarcane. *JARQ* 25: 289-293.
 26. Thorpe, T. A. 1982. Callus organization and de novo formation of shoots, roots and embryos *in vitro*. In Tomes, D. T, Ellis B. E., Harney, P. M., Kasha, K. J. and Peterson, R. L. (Eds.) *Application of Plant Cell and Tissue Culture to Agriculture and Industry*, pp. 115-137. Canada, University of Guelph.
 27. Thurston, K. C., S. J. Spencer, & J. Arditti. 1979. Phytotoxicity of fungicides and bactericides in orchid culture media. *American Journal of Botany*, 6: 825-835.
 28. Young, P. M., A. S. Hutchins, & M. L. Canfield. 1984. Use of antibiotics to control bacteria in shoot cultures of woody plants. *Plant Science Letters*, 34: 203-209.