

()

(Pyrus serotina Rehd.)

*

(// : // :)

(Pyrus serotina)

(KS₁₂ KS₈)

(KA₁₄ KS₁₃)

Y= -

$$Y = - 7.44061 + 2.93168 X \quad 6.87042 + 2.81226 X$$

() ()

()

()

()

() ($R^2 = 0.98$)
()

()

()

()

(%)

(%)

()

()

()

(%)

()
)

(

()

-
- 1. Destructive
 - 2. Non- destructive
 - 3. Main data
 - 4. Validation data

(.) (*Pyrus communis* L)

()

()

(KS₁₄ KS₁₃)

(KS₁₂ KS₈)

()


KS₁₃ KS₈

/	
/	
/	

KS₁₃ KS₁₂ KS₈

KS₁₄

1. Non- destructive



()

KS₁₄ (KS₁₃ (KS₁₂ (KS₈ (

(B)

mm

()

(X) (Y= a + bX)

()

(Y)

R ²	F	RMSE	b	a	
/	/ **	/	/	/	KS8
/	/ **	/	/	/	KS12
/	/ **	/	/	/	KS13
/	/ **	/	/	/	KS14
/	/ **	/	/	/	

**

(X) (Y= a + bX)

(Y)

R2	F	RMSE	b	a	
/	/ **	/	/	/	KS8
/	/ **	/	/	/	KS12
/	/ **	/	/	/	KS13
/	/ **	/	/	/	KS14
/	/ **	/	/	/	

**

(Ln)

() [Ln (x + 1)]

SPSS

1. Water displacement technique

2. Minitab

()

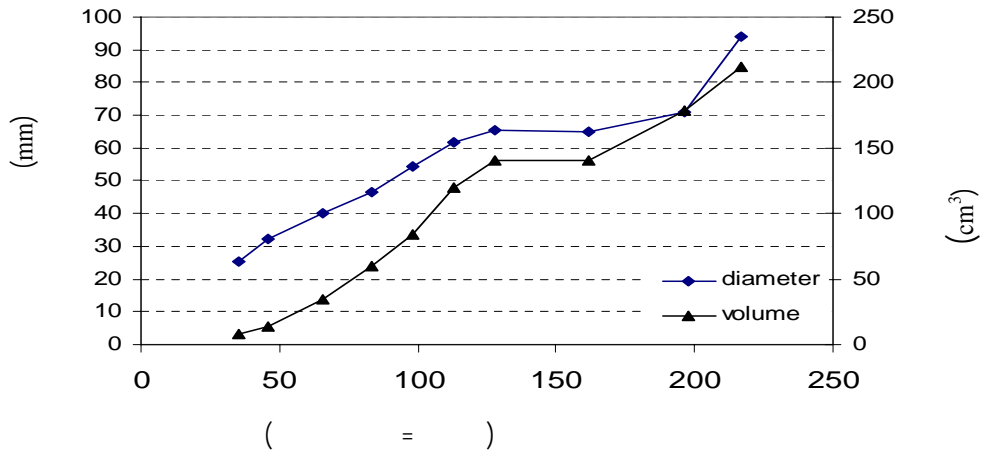
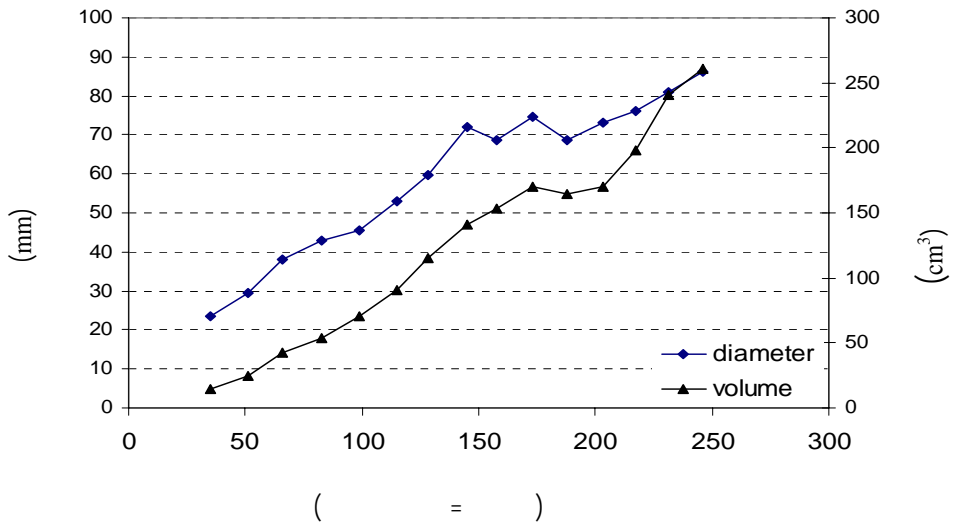
(*Pyrus serotina* Rehd.)

(gr)	(gr)	(cm ³)	(mm)	(mm)	
b / ± /	b / ± /	b ± /	a / ± /	a / ± /	KS ₈
a / ± /	a / ± /	a ± /	a / ± /	a / ± /	KS ₁₂
bc / ± /	c / ± /	c ± /	b / ± /	b / ± /	KS ₁₃
c / ± /	c / ± /	c / ± /	b / ± /	b / ± /	KS ₁₄

%

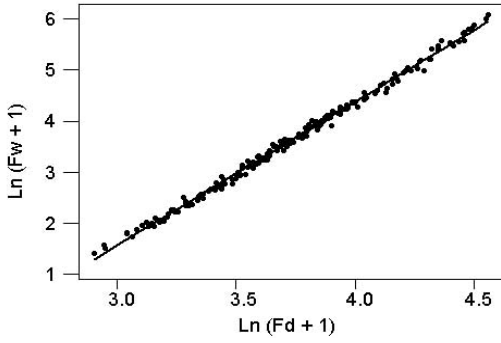
$R^2 = 0.946$

() (0.998)



()

$$Y = -6.87042 + 2.81226 X$$
$$R^2 = 0.996$$



KS₈

KS₁₄ KS₁₃ KS₁₂

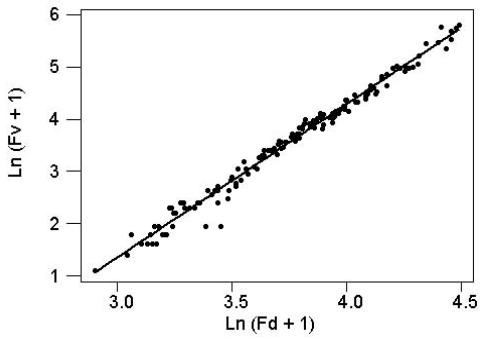
(=Ln =Fw =Fd)

KS₁₂ KS₈

KS₁₃

KA₁₄

$$Y = -7.44061 + 2.93168 X$$
$$R^2 = 0.984$$



KS₈

KS₁₄ KS₁₃ KS₁₂

(=Ln =Fv =Fd)

()

% "F"

()

REFERENCES

2. Arzani, K., G. S. Lawes, & D. E. S. Wood. 1999. Estimation of 'Sundrop' apricot fruit volume and fresh weight from fruit diameter. *Acta Horticulturae*, 488: 321-326.
3. Arzani, K. 2000. Study on the adaptation of some Asian pear cultivars (*Pyrus serotina Rehd*) in Iran. VIII International Symposium on Pear. 4- 9 September, Bologna, Italy.
4. Arzani, K. 2002. Introduction of some Asian pear cultivars (*Pyrus pyrifolia*) to Iran. *Acta Horticulturae*, 596: 287- 290.
5. Arzani, K. 2005. Progress in the national Asian pear project: A study on the adaptation of some Asian pear (*Pyrus serotina Rehd*) cultivars to Iranian environmental conditions. *Acta Horticulturae*, 671: 209- 212.
6. Arzani, K., M. A. Nejatian, & G. Karimzadeh. 2005. Apricot (*Prunus armeniaca*) pollen morphological characterization through scanning electron microscopy, using multivariate analysis. *New Zealand Journal of Crop and Horticultural Science*. 33: 381- 388.
7. Bertelsen, M. 2002. Growth of 'Clara frijs' pear in nordic climate. *Acta Horticulturae*, 596: 783-787.
8. Bramardi, S.J., H. R. Castro, & M. L. Zanelli. 1998. Fruit growth pattern of pear cv. 'Bartlett' and 'Packham' to improve hand thinning. *Acta Horticulturae*, 475:283-294.
9. Mattiuz, B., L. Neto, & J. Filho. 1997. Fruit development of three Guava cultivars (*Psidium guajava L.*). *Acta Horticulturae*, 452:83-86.
10. Mitchell, P.D. 1986. Pear fruit growth and the use of diameter to estimate fruit volume and weight. *Horticultural Science*, 21(4): 1003-1005.
11. Salisbury, F.B. & C. W. Ross. 1992. *Plant physiology*. fourth edition, Wadsworth, USA 540pp.

12. Szabó, T., J. Iváncsics, E. Dibuz, F. Inántszy, M. Soltész, J. Nyéki, & M. Hunyady. 1998. The variability of fruit characters of Hungarian local pear cultivars in different ecological conditions. *Acta Horticulturae*, 475: 111-116.
13. Terpó, A., J. Nyéki, & E. Dibuz. 1977. The role of pear crops characteristics in the pyrus genus system. *Acta Horticulturae*, 69: 83-86.
14. Westwood, M.N. 1993. *Temperate- zone pomology* (Third ed.). Timber Press, Portland, Oregon, USA 389pp.

